



NEMCC FACT SHEET



Distance Learning Student Profile Fall 2009



Full-Part time	%	Number
<i>Full-time</i>	81.3%	889
<i>Part-time</i>	18.7%	204
Total		<u>1,093</u>


Age Range	%	Number
< = 18	14.9%	163
19-20	31.5%	344
21-25	21.1%	231
26-30	11.4%	125
31-35	6.9%	75
36-40	5.5%	60
41-45	4.0%	44
46-50	3.2%	35
51+	1.5%	16
Total		<u>1,093</u>

Race/Ethnicity	%	Number
<i>White</i>	85.0%	929
<i>Black</i>	12.0%	131
<i>Asian or Pacific Islander</i>	0.2%	2
<i>Hispanic</i>	1.0%	11
<i>American Indian</i>	0.5%	6
<i>Unknown</i>	1.3%	14
Total		<u>1,093</u>

Type of Student	%	Number
<i>Virtual</i>	32.0%	350
<i>Virtual/Weekend</i>	0.0%	0
<i>Virtual/Day</i>	49.1%	537
<i>Virtual/Evening</i>	8.5%	93
<i>Combination</i>	10.3%	113
Total		<u>1,093</u>

Residence	%	Number
<i>Alcorn</i>	26.5%	290
<i>Prentiss</i>	18.2%	199
<i>Tippah</i>	14.8%	162
<i>Tishomingo</i>	11.7%	128
<i>Union</i>	11.9%	130
<i>Out-of-District</i>	14.7%	161
<i>Out-of-State</i>	2.1%	23
Total		<u>1,093</u>

Distance Learning



Enrollment is up 193 students compared to Fall 2008 enrollment, an increase of 21.4%.

Office of Planning & Research

Source: ENROLLFL09

September 2009